



LINK
data | tools | analysis > smart

North End

2012 First Quarter
Sales Summary

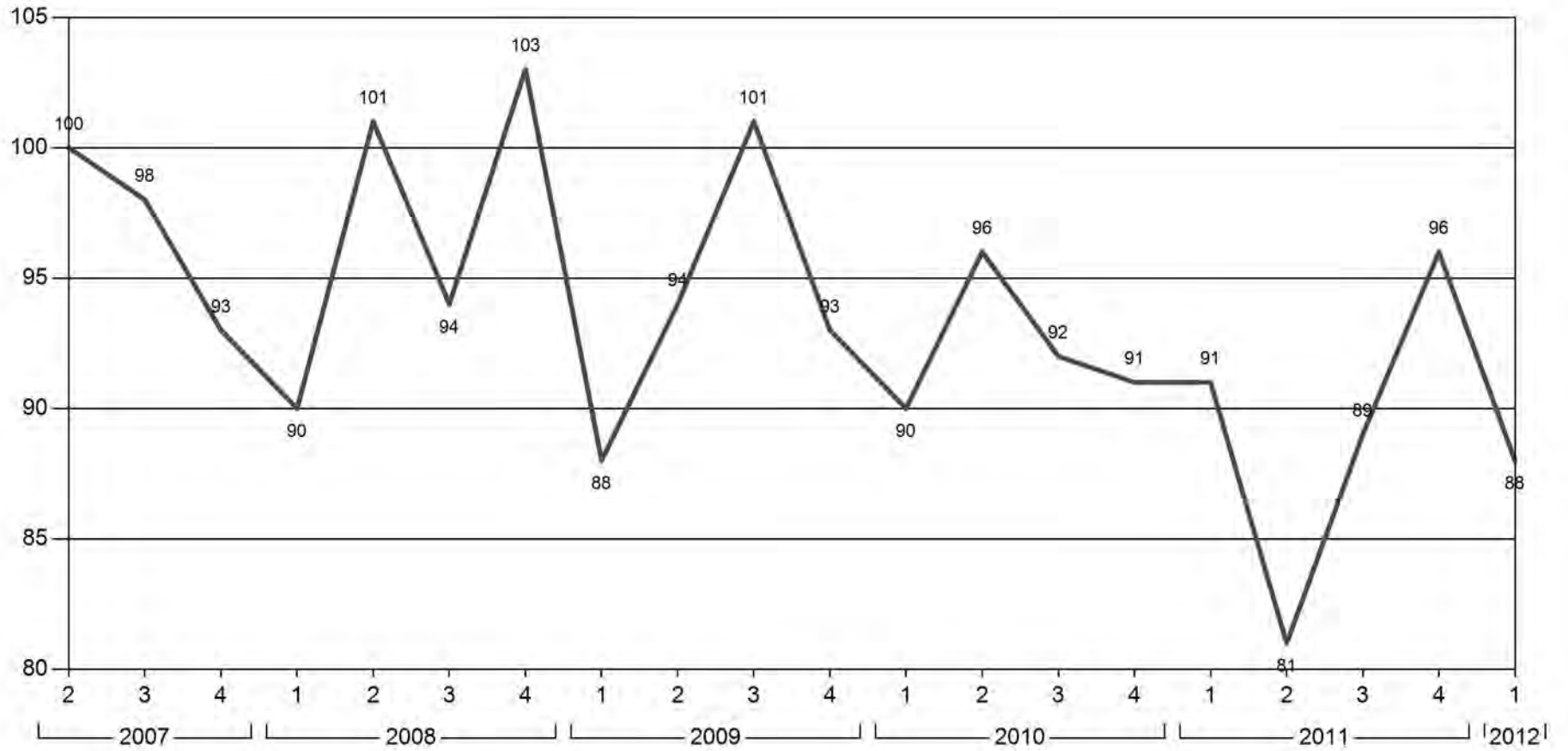
140 Newbury Street
Boston, MA 02116

617-267-5465

LINK

North End

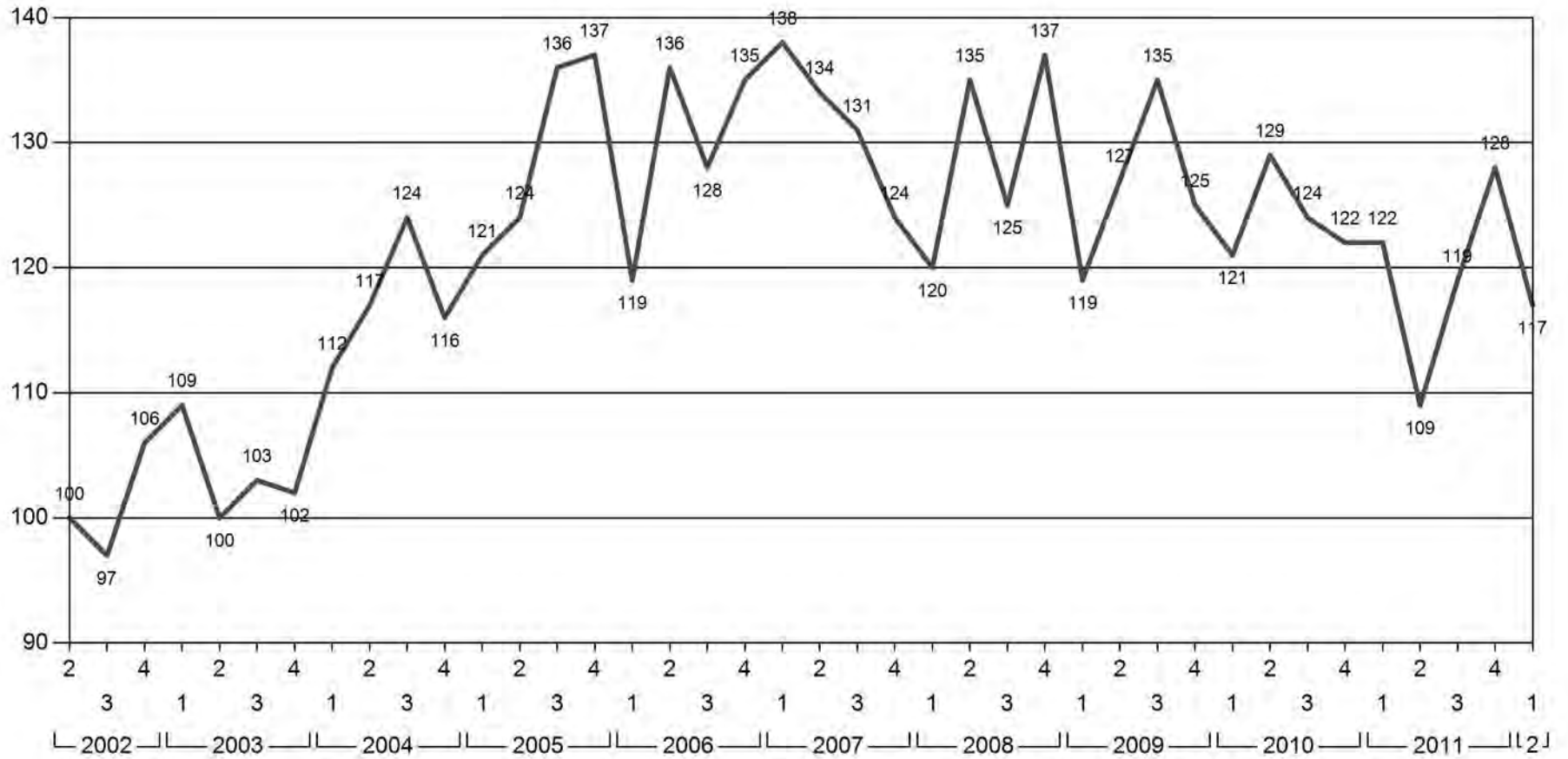
Five Year Price Index
[Appreciation Rate]



LINK

North End

Ten Year Price Index
[Appreciation Rate]



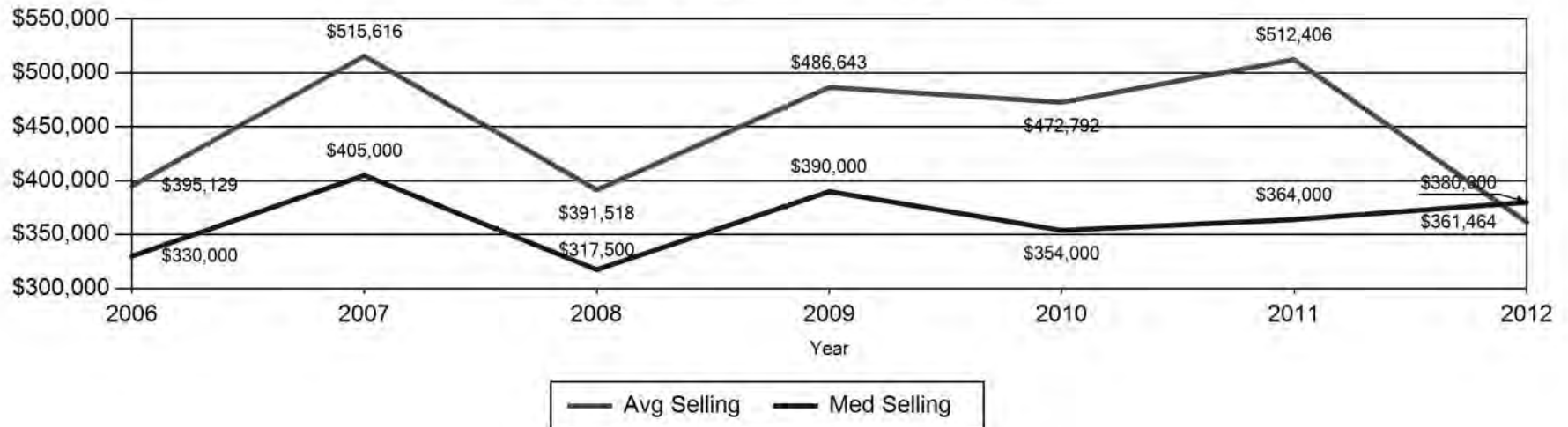
LINK

North End

Quarterly Sales Summary First Quarter 2012

Year	Sales	%+-	Avg Selling	%+-	Med Selling	%+-	Avg Psf	%+-	Med Psf	%+-	Avg DOM
2006	14	-53.33 %	\$395,129	-13.22 %	\$330,000	-15.33 %	\$552.93	-1.77 %	\$540.83	-4.01%	48
2007	21	50.00 %	\$515,616	30.49 %	\$405,000	22.73 %	\$633.27	14.53 %	\$633.33	17.10%	161
2008	22	4.76 %	\$391,518	-24.07 %	\$317,500	-21.60 %	\$537.52	-15.12 %	\$526.96	-16.80%	67
2009	14	-36.36 %	\$486,643	24.30 %	\$390,000	22.83 %	\$536.81	-0.13 %	\$526.72	-0.05%	125
2010	18	28.57 %	\$472,792	-2.85 %	\$354,000	-9.23 %	\$574.37	7.00 %	\$571.87	8.57%	50
2011	16	-11.11 %	\$512,406	8.38 %	\$364,000	2.82 %	\$563.79	-1.84 %	\$574.07	0.39%	106
2012	11	-31.25 %	\$361,464	-29.46 %	\$380,000	4.40 %	\$542.57	-3.76 %	\$547.01	-4.71%	112

Average and Median Selling Prices



LINK

North End

Sales Comparison by Number of Bedrooms First Quarter 2012

Sq Feet	Year	Sales	%+	Avg Selling	%+	Med Selling	%+	Avg PSF	%+	Med PSF	%+	Avg DOM
Studio	2010	0										
	2011	0										
	2012	1		\$140,000		\$140,000		\$528.30		\$528.30		
One Bed	2010	10	900.00 %	\$342,950	4.88 %	\$322,500	-1.38 %	\$551.94	-5.82 %	\$563.08	-3.91 %	54
	2011	7	-30.00 %	\$306,000	-10.77 %	\$280,000	-13.18 %	\$486.61	-11.84 %	\$523.01	-7.12 %	98
	2012	4	-42.86 %	\$344,250	12.50 %	\$349,000	24.64 %	\$538.06	10.57 %	\$581.41	11.17 %	110
Two Beds	2010	7	-41.67 %	\$490,107	-3.52 %	\$424,000	1.44 %	\$561.79	5.46 %	\$552.83	9.67 %	48
	2011	7	0.00 %	\$551,643	12.56 %	\$485,000	14.39 %	\$591.28	5.25 %	\$604.22	9.30 %	112
	2012	4	-42.86 %	\$380,000	-31.11 %	\$365,000	-24.74 %	\$562.16	-4.92 %	\$572.65	-5.23 %	49
Three Plus Beds	2010	1		\$1,650,000		\$1,650,000		\$886.62		\$886.62		
	2011	1	0.00 %	\$2,145,000	30.00 %	\$2,145,000	30.00 %	\$911.60	2.82 %	\$911.60	2.82 %	
	2012	2	100.00 %	\$469,550	-78.11 %	\$469,550	-78.11 %	\$519.55	-43.01 %	\$519.55	-43.01 %	240

LINK

North End Inventory First Quarter 2012

